

A 9-DAY EASTER EXPERIENCE FOR FAMILIES

LEAD ME TO JESUS

CHRISTIE THOMAS | HOPEGROWN FAITH

READ ABOUT JESUS

Read a short passage from the Easter story. The passage can also be experienced through a suggested passage in the Jesus Storybook Bible or via a dramatized Scripture video.

CONNECT WITH JESUS

Connect with Jesus through the thought-provoking discussion questions, most appropriate for ages 2-12.

EXPERIENCE JESUS

Experience Jesus through hands-on activities, all using normal household items.




Lead Me To Jesus is intended to be used once per day from Palm Sunday to Easter Monday.

- Lead Me To Jesus, a 9-Day Easter Experience for Families @2020 Christie Thomas | Hopegrown Faith. All Rights Reserved.

This experience guide is intended for personal use only and may not be reproduced in any form, in whole or in part, without written permission from Christie Thomas EXCEPTING it is for the purchaser's individual personal use. Please do not participate in or encourage piracy of copyright materials in violation of the author's rights. It may not be posted online in any form.

SUPPLIES NEEDED:

- Bible
 - Paper
 - Writing utensils: pencils, markers, crayons
 - Permanant marker
 - Scissors
 - Staples or glue
 - Towels
 - Basin or roasting pan
 - Paper towel
 - White crayon and watercolor paints OR painter's tape
 - Glass or metal mixing bowl (NOT plastic)
 - Whole Pecans (or other nuts)
 - Vinegar
 - Sugar
 - Eggs
 - Zip-top bag
 - Tape
 - Food coloring
- 

DAY 1: PALM SUNDAY

PASSAGE: Mark 11:1-11

VIDEO: <https://youtu.be/pB3JKyoYOh8> - first half

DISCUSSION:

- 1) The people of Jerusalem shouted “hosanna!”, which means, “hooray! We are saved!” If Jesus walked into the room right now, what would YOU say?
- 2) If you were a king or queen coming into a city, how would you like to come into town?
- 3) A man named Zechariah knew that Jesus was going to ride into Jerusalem on a donkey way before Jesus was even born. (Read Zechariah 9:9) How do you think Zechariah knew this would happen?

PRAYER: Jesus, we invite you into our home. Please be the king of our hearts. Amen.

MAKING PALM LEAVES

Use your imaginations to create a beautiful/funky/unique palm leaf. You can see examples [here on Pinterest](#), or invent your own. One simple option is to trace a leaf shape (or your child’s hand) onto a piece of paper. Cut it out and color it green.



SUPPLIES:

- Bible
- Paper
- Scissors
- Crayons/markers

BONUS: Share a picture of your palm leaf online, or act out the story together!

DAY 2: JESUS WASHES FEET

PASSAGE: Read John 13:3-9, 14-15

JESUS STORYBOOK BIBLE: pages 286-288

VIDEO: <https://youtu.be/unR29SGgUYc>

WASHING FEET

Do as Jesus commands and wash your child's feet—in a tub, a sink, or just with wet cloths. Allow your child to wash your feet as well.

DISCUSSION:

- 1) What were you thinking while you washed his/her feet? How did you feel? Why do you think you thought/felt that way?
- 2) What were you thinking while having **your** feet washed? How did you feel? Why do you think you thought/felt that way?
- 3) Why do you think Jesus wants us to do this for each other?

PRAYER: Jesus, thank you for humbling yourself and becoming a servant. We confess that we don't like to be servants. Please help our hearts be humble and servant-hearted, just like yours. Amen.



SUPPLIES:

- A Bible
- Two towels (one for under the basin, and one to dry with)
- A basin or roasting pan (don't have either? put the kids on the kitchen counter and use the sink!)
- Warm water
- Soap (optional)

DAY 3: THE LAST SUPPER

PASSAGE: Mark 14:12-26

JESUS STORYBOOK BIBLE: pages 291-292

VIDEO: <https://youtu.be/AjdQIk8RbkU>

DISCUSSION:

1) Did you know that Jesus came to rescue us? Do you know why we need to be rescued? We need rescuing because we do bad things, called sin, and those bad things keep us from God. Jesus wants to rescue us from our sin—to forgive us and to help us change.

2) Think of one or two things today for which you need forgiveness and ask Jesus to rescue you from that sin.

PRAYER: Jesus, thank you for loving us to death and back. Thank you for your forgiveness. Please help us repent and grow to become more like you. Amen.

JESUS WASHES AWAY SIN

See the instructions on the following page for a simple but dramatic object lesson on sin and forgiveness.



SUPPLIES:

- Paper towel
- Permanent marker
- Washable markers
- A container of water

INSTRUCTIONS:

- 1) Fold the paper towel in half.
- 2) Using a permanent marker, draw a heart shape on the top layer.
- 3) Scribble on the bottom later with washable markers.



SAY: This picture is like my heart. I like to pretend that it's all nice and clean inside, like this white paper towel. But underneath, I'm really all messy with sin.

- 4) Drop the paper towel in the water. The water-colour will initially show through the front of the heart but eventually wash out of the paper towel!



SAY: When I invite Jesus into my life, he sees all the messy sin. But when I accept his forgiveness, he washes the messiness away and leaves me with a clean heart.

DAY 4: JESUS PRAYS IN THE GARDEN

PASSAGE: Mark 14:32-42

JESUS STORYBOOK BIBLE: pages 294-298

VIDEO: <https://youtu.be/cltazutyrt4> *First half only, stop at 1:47

DISCUSSION:

1) Jesus was very sad, because he knew that all of our sin was going to go into his heart. That means that all of your sin and my sin and every human being's sin went into Jesus' heart. He accepted the consequences for OUR sins. Do you think that's fair? I don't think that's fair. But because Jesus loves us so much, that's what he chose to do.

PRAYER; Jesus, thank you for taking on the consequences for our sin. Amen.

PRAYER JOURNAL

We just read that Jesus prayed in the garden. Use the prayer journal page (next page) with your child to help record their prayers. Pre-writing children can draw pictures in each section or you can write their prayers. If you don't have a printer, use the same prompts to create your own prayer page.



SUPPLIES:

- Printable prayer page
- Writing tools (pencils, markers)



NAME:



DATE:

JESUS, YOU ARE:

THANK YOU FOR:

I'M SORRY FOR:

HERE'S WHAT'S HARD RIGHT NOW:
PLEASE HELP ME!

PLEASE HELP:
(SOMEONE ELSE'S NAME)



DAY 5: JESUS' ARREST AND TRIAL

PASSAGE: Mark 14:43-64

JESUS STORYBOOK BIBLE: pages 299-301

VIDEO: <https://youtu.be/cltazutyrt4> *starting at 1:47,
then <https://youtu.be/oPo2BLFpzf8>

DISCUSSION:

- 1) Why did Peter slice off the man's ear? What would you have done if someone came to arrest your best friend?
- 2) Even though Jesus could have stopped them from arresting him, he didn't. Why not?
- 3) Do you think Jesus was afraid to die?
- 4) Can you think of a reason why the leaders would hate Jesus so much? It's a terrible thing that these leaders hated Jesus. Yet God used them in his great rescue plan. Jesus had to die, and he used these mean and jealous leaders to make his plan work. But Jesus didn't hate the leaders back. He wants us to love people who hurt us.

PRAYER: Jesus, please help us to show your love to those who hurt us. Amen.



SUPPLIES:

- Printable page (or scrap paper)
- Scissors
- Staples, tape, or glue



PAPER HANDCUFFS

Use the other side of this paper to create paper handcuffs. Staple/tape or glue the first one into a loop, then thread the other one through to create an attached loop.

(Don't have a printer? Create your own handcuffs from scrap paper!)

SAY: Just like we can get out of these paper handcuffs just by ripping them, Jesus could have gotten out of his restraints just by changing his mind! But he didn't. He chose to let himself be captured because he loves us so much.

JESUS CHOOSES

LOVE

DAY 6: JESUS IS CRUCIFIED

PASSAGE: Mark 15:25-32

JESUS STORYBOOK BIBLE: pages 302-304

VIDEO: <https://youtu.be/HZg70gQ82tI> *parental advisory! Watch this one before showing it to your kids. The whipping is harsh.

DISCUSSION:

- 1) Do you know why Jesus stayed on that cross? It was love.
- 2) Who does Jesus love? He loves YOU. _____ (name), Jesus loves YOU so much that he went to the cross.

PRAYER: Jesus, we are sorry that we put you on the cross, but thankful that you still choose to love us. Amen.

RESIST PAINTING (2 OPTIONS)

1) Watercolor resist: use white crayon to draw a cross. Then paint with watercolour over top. The watercolours won't adhere to the paper where you've used crayon!

2) Tape resist: use painter's tape to tape a cross on your paper. Then paint with any kind of paint, or even just color over with markers. When dry, remove the tape.



SUPPLIES:

- Paper
- Paintbrush
- Either watercolour paints and a white crayon
- OR any kind of paint (or markers) and painter's tape

DAY 7: JESUS DIES AND IS BURIED

PASSAGE: Mark 15:33-46

JESUS STORYBOOK BIBLE: pages 306-308

VIDEO: <https://youtu.be/pjeM9Eb0OhY>

DISCUSSION:

- 1) How do you think Jesus' friends felt as they buried his body in the tomb? (Obviously, they felt sad. But they probably also felt confused and betrayed because they thought Jesus was going to be king.)
- 2) What happened in the temple when Jesus died? (see vs. 38) Do you know why that's important?

(Explanation: In the Old Testament, there one very special place where God was thought to live. That place was called the Holy of Holies and only one person, once per year, was allowed to go into the Holy of Holies and meet with God. One person. That very special place was protected by an enormous curtain. Early Jewish tradition stated that the Temple veil was as thick as a man's hand. That's a thick piece of fabric! So it was tall, it was wide, and it was like an enormous KEEP OUT sign. But at the moment of Jesus' death, that curtain ripped in two from top to bottom. From top to bottom. Who could rip up a curtain 60 feet tall and as much as 4 inches thick? Only God. God was showing us something through this strange little sentence we'd only understand if we read the Old Testament, and it is so incredibly meaningful. He was ripping up that Keep out sign, and saying "come on in. I want you to know me.")

PRAYER: Jesus, thank you for ripping up that "keep out" sign so we can be with you! Amen.

EASTER STORY COOKIES

Use the instructions on the following page to do this wonderful object lesson that also tastes great!

NOTE: These cookies need to be left in the oven all night (with the oven off). Make sure you don't need to use the oven again before starting these!

EASTER STORY COOKIES

Recipe used with permission from taralcole.com

1. Preheat oven to 300-325

2. Place pecans in zipper bag—use wooden spoon to break up nuts.

SAY: After Jesus was arrested, he was beaten by the Roman soldiers

READ: John 19:1-3

3. Let each child smell the vinegar and add it to the mixing bowl

SAY: When Jesus was thirsty on the cross, he was offered vinegar to drink

READ: John 19:28-30

4. Add the egg whites to the vinegar

SAY: The eggs represent life, and Jesus gave his life to give us life.

READ: John 10:10-11

5. Sprinkle a little salt into each child's hand, and let them taste it. Then brush some into the bowl.

SAY: The salt represents the salty tears by Jesus' followers and the bitterness of our own sin.

READ: Luke 23:27

SAY: So far the ingredients don't look like they taste very good, do they?

6. Add the sugar.

SAY: The sweetest part of the story is that Jesus died because he loves us. He wants us to know and belong to him.

READ: Psalms 34:8 and John 3:16

7. Beat with a mixer on high speed 12-15 min. until stiff peaks are formed. (Stiff peaks = mixture is white, and when you pull up the beater, peaks are formed and the tops don't fall over.)

SAY: The color white represents the purity we have in God's eyes when our sins are cleansed by Jesus.

READ: Isaiah 1:18 and John 3:1-3

SUPPLIES:

- Glass or metal mixing bowl (NOT plastic)
- 1 c. Whole Pecans (or other nuts)
- Pinch of Salt
- 1 t. Vinegar
- 1 c. Sugar
- 3 Egg Whites
- Zip-top bag
- Wooden spoon
- Tape
- Bible



8. Fold in broken nuts.

9. Drop by teaspoonful onto a cookie sheet cover with parchment paper or foil.

SAY: Each mound represents the rocky tomb where Jesus' body was laid.

READ: Matt. 27:57-60

10. Put the cookie sheet in the oven and close the door. Turn the oven OFF.
Seal the oven door with tape.

SAY: Jesus' tomb was sealed with the stone.

READ: Matt. 27:65-66

11. Prepare for bed

SAY: You may feel sad to leave the cookies in the oven overnight. Jesus followers were sad, too, when the tomb was sealed.

READ: John 16:20, 22

12. Easter morning, open the oven and give everyone a cookie. Notice the cracked surface and take a bite. The cookies are hollow!

SAY: Jesus' followers were amazed to find the tomb open and empty, too!

READ: Matt. 28:1-9. Praise God because Jesus has risen!



DAY 8: JESUS' RESURRECTION

PASSAGE: John 20:1-18


JESUS STORYBOOK BIBLE: pages 310-317

VIDEO: <https://youtu.be/KWDUpelqKhc>

DISCUSSION:

1. Even Jesus' closest friends didn't believe at first that he had come back to life. How did each character in today's passage react?
2. If you had been Peter, John, or Mary peeking into the tomb, what would have been your first thought?
3. Mary was so excited to see Jesus, because she had thought he was going to be dead forever. But Jesus is God's Son and he couldn't stay dead—he had to come back to life so that death could come untrue, so that all the people who love him can eventually come back to life too. Do you or I know anyone who has died that someday will come back to life? How do you think we will feel when we see them? Will we feel like Mary did—excited and joyful and a little bit scared? Or something else?

PRAYER: Jesus, you are amazing! You have ultimate power over sin and death, and we are so grateful to you! Amen.



DIY EASTER EGGS

1. Hard-boil your eggs!
2. Decide how many colors you want. In each cup, add 1/2 cup water, 3 Tbsp vinegar, and several drops of food coloring.
3. Drop egg in cup and wait for 3-5 minutes.
4. Let dry on the table. (note: paper towel will rub the color off!)
5. Using a permanent marker, decorate with special Easter messages.

SUPPLIES:

- Hard-boiled eggs
- Vinegar
- Food coloring
- Cups
- Permanent marker





DAY 9: JESUS APPEARS TO FRIENDS

PASSAGE: Luke 24:36–43

JESUS STORYBOOK BIBLE: pages 318–321

VIDEO: <https://youtu.be/sOZ5FVNkETw> *end at 1:40

DISCUSSION:

1. Touch me. Am I real? Jesus' friends thought he wasn't really there, but when they touched him, they felt that he was just as real as you or me. But the Bible tells us that Jesus' body was not only real, it was better than real—it could never get sick or hurt or die ever again.
2. The great news is that someday Jesus will give us bodies just like that too! What do you think those bodies will be like?

PRAYER: Jesus, thank you for your amazing rescue plan, for living, dying, and coming back to life so that we could live with you forever. Amen.


COLORING PAGE (AND OPTIONAL EXTENSION DISCUSSION)

The resurrection is crucial to who we are as Christians. Without the resurrection, our faith is useless. If you want to dive further into the implications of the resurrection with your kids, use the following discussion guide. Otherwise, simply use the coloring page and thank Jesus for his resurrection power in our lives!

SUPPLIES:

- coloring page
- crayons/markers





I am loved.

I am forgiven.

I am dead to sin.

I am free from
the fear of death,

and I am

alive to God

in Christ Jesus!



The Resurrection: what's the big deal?

Use the following questions to help guide your conversation with your family! I have cited a ton of verses to help you out. They are from the New Living Translation, but feel free to use your preferred translation.

1. Why does it matter that Jesus died?

The consequence of sin is separation from God and death.

It's your sins that have cut you off from God. Because of your sins, he has turned away and will not listen anymore. (Isaiah 59:2)

For the wages of sin is death, but the free gift of God is eternal life through Christ Jesus our Lord. (Romans 6:23)

Because we all have sinned we all get this consequence.

For everyone has sinned; we all fall short of God's glorious standard. (Romans 3:23)

But Jesus took the penalty of sin, which is death, and removed its consequence from us when he died on the cross.

He personally carried our sins in his body on the cross so that we can be dead to sin and live for what is right. By his wounds you are healed. (1 Peter 2:24)

For even the Son of Man came not to be served but to serve others and to give his life as a ransom for many. (Matthew 20:28)

Christ suffered for our sins once for all time. He never sinned, but he died for sinners to bring you safely home to God. He suffered physical death, but he was raised to life in the Spirit. (1 Peter 3:18)

Christ, our Passover Lamb, has been sacrificed for us. (1 Corinthians 5:7)

But God showed his great love for us by sending Christ to die for us while we were still sinners. (Romans 5:8)

We must receive Christ and be saved by faith in Him.

But to all who believed him and accepted him, he gave the right to become children of God. (John 1:12)

God saved you by his grace when you believed. And you can't take credit for this; it is a gift from God. Salvation is not a reward for the good things we have done, so none of us can boast about it. (Ephesians 2:8-9)

2. Why does it matter that Jesus came back to life?

And **if Christ has not been raised, then your faith is useless** and you are still guilty of your sins. (1 Corinthians 15:17)

This letter is from Paul, a slave of Christ Jesus, chosen by God to be an apostle and sent out to preach his Good News. God promised this Good News long ago through his prophets in the holy Scriptures. The Good News is about his Son. In his earthly life he was born into King David's family line, and he was shown to be the Son of God when he was raised from the dead by the power of the Holy Spirit. He is Jesus Christ our Lord.

(Romans 1:1-4)

3. What does Jesus' death show us about sin?

It's forgiven once for all because Jesus was the perfect sacrifice.

He himself is the sacrifice that atones for our sins—and not only our sins but the sins of all the world. (1 John 2:2)

Everyone who sins is breaking God's law, for all sin is contrary to the law of God. And you know that Jesus came to take away our sins, and there is no sin in him. (1 John 3:4-5)

4. What does Jesus' resurrection show us about sin?

It no longer enslaves us!

He was handed over to die because of our sins, and he was raised to life to make us right with God. (Romans 4:25).

If you openly declare that Jesus is Lord and believe in your heart that God raised him from the dead, you will be saved. (Romans 10:9).

And since we died with Christ, we know we will also live with him. We are sure of this because Christ was raised from the dead, and he will never die again. Death no longer has any power over him. When he died, he died once to break the power of sin. But now that he lives, he lives for the glory of God. (Romans 6:8-10)

But now you are free from the power of sin and have become slaves of God.

(Romans 6:22)



5. What does Jesus' resurrection show us about death?

We don't need to fear it, because death is not the end!

Jesus told her, "I am the resurrection and the life. Anyone who believes in me will live, even after dying. Everyone who lives in me and believes in me will never ever die. (John 11:25-26)

Soon the world will no longer see me, but you will see me. Since I live, you also will live. (John 14:19)

But God released him from the horrors of death and raised him back to life, for death could not keep him in its grip. (Acts 2:24)

Because God's children are human beings—made of flesh and blood—the Son also became flesh and blood. For only as a human being could he die, and only by dying could he break the power of the devil, who had the power of death. Only in this way could he set free all who have lived their lives as slaves to the fear of dying. (Hebrews 2:14-15)

For it is my Father's will that all who see his Son and believe in him should have eternal life. I will raise them up at the last day. (John 6:40)

For since we believe that Jesus died and was raised to life again, we also believe that when Jesus returns, God will bring back with him the believers who have died. (1 Thessalonians 4:14).

But we are citizens of heaven, where the Lord Jesus Christ lives. And we are eagerly waiting for him to return as our Savior. He will take our weak mortal bodies and change them into glorious bodies like his own, using the same power with which he will bring everything under his control. (Philippians 3:20,21).

After your discussion, use the identity statement coloring page to reinforce it! You can print off my version (and color it in!) or have your child create their own.

